

# Amarr

STRATFORD® COLLECTION



Short Panel with Cascade DecraTrim (SP23)

**Time-honored style.** The Stratford Collection offers four traditional designs, ten color choices, and 24 decorative window options. This durable low-maintenance collection provides section interfaces designed to reduce the risk of serious finger and hand injuries. The Stratford Collection. A statement of style.



Long Panel with Stockton DecraTrim (LP20)  
Dark and Medium Woodgrain available on Stratford 3000 only.

Brown Short Panel with Stockton DecraTrim (SP20)



Almond Long Panel with Cascade DecraTrim (LP23)




Medium Woodgrain Long Panel with Sunray DecraTrim (LP27)



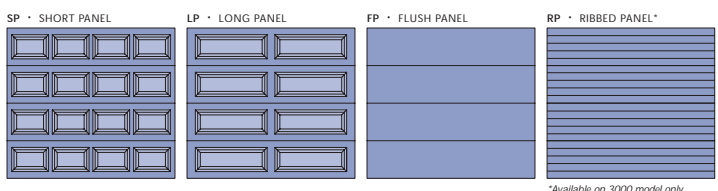
Ribbed Panel (RP)



Terratone Flush Panel (FP)



## PANEL DESIGNS



\*Available on 3000 model only

# STRATFORD® COLLECTION

## Construction

Amarr's section interfaces are designed to reduce the risk of serious finger and hand injuries.

Steel Exterior



## STEEL 1000

### Single-Layer: Steel

Get value and durability with a Stratford 1000 single-layer steel door. These heavy-duty steel doors are durable, reliable, and low maintenance.

- Heavy-Duty Exterior Steel
- Durable, Reliable, Low Maintenance

Steel Exterior

Vinyl-Coated Polystyrene Insulation



## 2000

### Double-Layer: Steel + Insulation

A Stratford 2000 double-layer door provides durable, low maintenance features, plus a layer of vinyl-coated insulation for increased thermal properties and quieter operation.

- Heavy-Duty Exterior Steel
- Durable, Reliable, Low Maintenance
- Environmentally Safe Polystyrene Thermal Insulation with Vinyl Backing
- Energy Efficient
- Quiet Operation

Polystyrene Insulation



## 3000

### Triple-Layer: Steel + Insulation + Steel

For the toughest, energy-efficient steel door, a Stratford 3000 triple-layer door includes the ultimate in thermal properties, plus a layer of steel for a finished interior look and added durability.

- Heavy-Duty Exterior and Interior Steel
- Durable, Reliable, Low Maintenance
- Environmentally Safe Polystyrene Thermal Insulation
- Superior Energy Efficiency
- Extra Quiet Operation

## COLORS Actual paint colors may vary from samples shown.



Stratford 1000/2000: True White, Almond, Sandtone, Terratone, and Dark Brown

Stratford 3000: True White, Almond, Sandtone, Brown, Terratone, Hunter Green, Gray, and Dark or Medium Woodgrain\*

\*Price Upcharge

## Specifications

	STRATFORD 1000	STRATFORD 2000	STRATFORD 3000*
<b>PANEL DESIGNS</b>			
Short	•	•	•
Long	•	•	•
Flush	•	•	•
Ribbed			•
<b>INSULATION<sup>1</sup></b>		Polystyrene	Polystyrene
<b>R-VALUE<sup>2</sup></b>		6.84	6.58
<b>DOOR THICKNESS</b>	2" (5.1cm)	2" (5.1cm)	1 3/8" (3.5cm)
<b>STEEL THICKNESS</b>	25 ga	25 ga	27/27 ga
<b>WINDOW GLASS OPTIONS</b>			
3/32" Single Strength	•	•	•
Insulated Glass			•
Obscure	•	•	•
<b>WIND LOAD AVAILABLE<sup>3</sup></b>	•	•	•
<b>PAINT FINISH WARRANTY<sup>4</sup></b>	15 Years	25 Years	Lifetime
<b>HARDWARE WARRANTY<sup>4</sup></b>	1 Years	2 Years	3 Years

\*Formerly WeatherGuard™

<sup>1</sup>Insulation has passed self-ignition, flamespread and smoke developed index fire testing.

<sup>2</sup>Calculated door section R-value is in accordance with DASMA TDS-163.

<sup>3</sup>It is your responsibility to make sure your garage door meets local building codes.

<sup>4</sup>For complete warranty details, visit amarr.com or contact your local Amarr dealer.

Amarr, Stratford, and WeatherGuard are registered trademarks of Amarr Company, North Carolina, U.S.A.

## Options


### DECRA TRIM WINDOW INSERTS

#### SHORT PANEL

CLEAR (C)



OBSCURE (O)



STOCKTON (20)



PRAIRIE (21)



CATHEDRAL (22)



CASCADE (23)



WATERFORD (25)



WAGON WHEEL (26)



SUNRAY (27)



FULL SUNRAY (28)



FIVE PIECE SUNRAY for 10' Door (29)




#### LONG PANEL

CLEAR (C)



OBSCURE (O)



STOCKTON (20)



PRAIRIE (21)



CATHEDRAL (22)



CASCADE (23)



MOONLITE (24)



WATERFORD (25)



WAGON WHEEL (26)



SUNRAY (27)



THAMES (30)



ARCHED THAMES (31)



FULL SUNRAY (28)



### DECRA GLASS™ WINDOWS

#### SHORT PANEL

PRAIRIE V-Shaped Bevel (50)



CHALET Brass Caming (52)



RIVIERA "Frosted" w/V-Shaped Bevel (53)



HEARTLAND (60)



WICHITA (61)



HARVEST (62)



ALLEGRO (63)



METRO (64)



TEMPO (65)



ROSETTE (66)



ARABESQUE (67)



TRELLIS (68)



#### LONG PANEL

PRAIRIE V-Shaped Bevel (50)



CHALET Brass Caming (52)



RIVIERA "Frosted" w/V-Shaped Bevel (53)



HEARTLAND (60)



WICHITA (61)



HARVEST (62)



ALLEGRO (63)




METRO (64)



TEMPO (65)




ROSETTE (66)



ARABESQUE (67)



TRELLIS (68)



165 Carriage Court  
Winston-Salem, NC 27105

800.503.DOOR  
www.amarr.com

Your Local Amarr Dealer:

©2010 Amarr Garage Doors

Amarr reserves the right to change specifications and designs without notice and without incurring obligations.

Printed in USA Form #6331110/100M/HA  
Amarr Company's products may be the subject of one or more U.S. and/or foreign, issued and/or pending, design and/or utility patents.